




Unplugged

Name: _____

Date: _____





Move the Flurbs 2

Assessment Worksheet



The weather is getting hot. Help the Flurb get to her flowers so she can water them.

To show the Flurb how to get to her flowers, cut out the correct arrows from the bottom of the page and paste them in the program slots by each of the picture maps.





Unplugged

Name: _____

Date: _____

Move the Flurbs 2

Assessment Worksheet

